



Merritt, Jodi <merritt.jodi@co.polk.or.us>

CJC: JRP baseline discussion

Nate Gairan <Nate_Gairan@washingtoncountyor.gov>

Mon, Jun 24, 2024 at 10:52 AM

To: DL OACCD Director's Only <dloaccdirectoronly@doc.oregon.gov>

Cc: Pablo Nieves-Valenzuela <Pablo_Nieves-Valenzuela@washingtoncountyor.gov>, "jenny@pacounsel.com" <jenny@pacounsel.com>, Jennifer Lewis-Goff <jlewisgoff@oregoncounties.org>

Good morning,

You may already know the Criminal Justice Commission is collecting feedback from stakeholders regarding a reset of the JRP baseline. They started the discussion with the Grant Review Committee and are going around various groups collecting feedback regarding the baseline of prison utilization per county.

Since the inception of JRP, Oregon has moved prison utilization for non-violent cases down significantly. In many jurisdictions there has been a plateauing effect the last few years and in some jurisdictions trending upward. Baseline prison utilization has been one of the factors to decide future funding for counties as they apply for funding JRP grant funding, so a reset of a lower baseline may be a reset of expectations and potentially challenging if there is an increase from that baseline in the analysis of the county's application for Justice Reinvestment Program dollars in the future.

At our upcoming OACCD meeting, CJC will be looking for feedback on the JRP baseline reset concept, so please give it some thought between now and then.

I've attached an example of the baseline dashboard for context: (solid red line is the baseline)

What is driving your county's prison usage and how is it changing over time?

How To Use

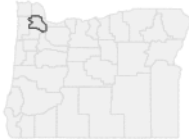
- Select options on filters to the right
- Click on a county on the map to display county information
- Numbers are statewide unless a county has been selected
- See the legend on the far right for assistance in interpreting the charts below

* For Average LOS charts the values will remain as an average when changing to rate, and statewide numbers will always be displayed. For One Year Rolling Sum charts Count/Rate and Select Date Level filters do not apply.

Filters

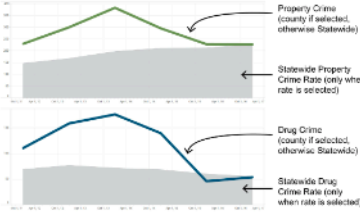
Gender: (All)

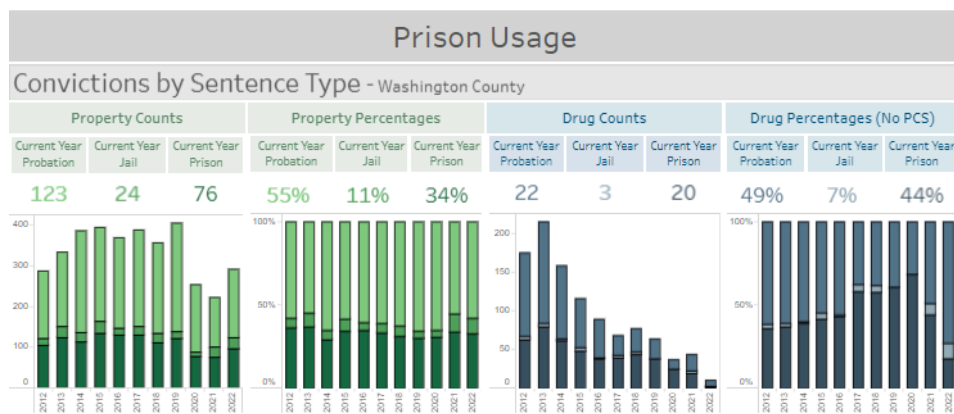
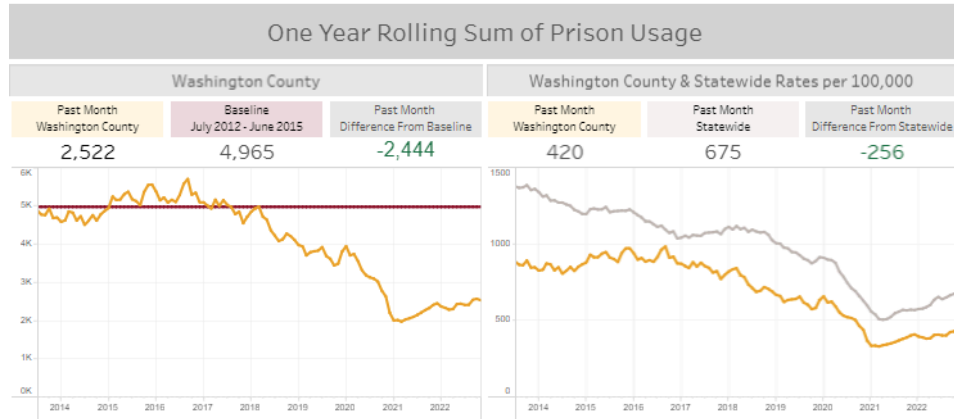
Select Date Level *: Yearly (all)



Legend

- Property Crime (county if selected, otherwise Statewide)
- Statewide Property Crime Rate (only when rate is selected)
- Drug Crime (county if selected, otherwise Statewide)
- Statewide Drug Crime Rate (only when rate is selected)





I've also attached the link here, in case you want to click on your county and see what it looks like: [JRI Prison Usage | Tableau Public](#)

There are a few factors to consider as we move forward including HB 4002 implementation starts in September of this year, and there is an anticipation of impacts to our justice system.

Hope you are all well.

Respectfully,

Nate

INFO: Washington County email address has changed from [@co.washington.or.us](mailto:co.washington.or.us) to [@washingtoncountyor.gov](mailto:washingtoncountyor.gov). Please update my contact information.
